

品番構成法 / Type descriptions

**CG**

型式  
Model

**G**

素子  
Element

**07**

定格電力  
Rated power

**N**

外形  
Shape

**1 0 0**

公称抵抗値  
Nominal Resistance

**J**

抵抗値許容差  
Tolerance for resistance

**C**

仕様規格  
Standard spec.

G - 巻線(磁芯)  
Wire-wound-type  
(ceramic core)

07 - 7w

初めの2桁は有効数字、  
3桁目はそれに続くゼロの数、  
小数点はRで示す。  
The first two digits are For an effective value and  
The third digit denotes The number of zeros following the former.  
The decimal point is indicated by "R"

J - ± 5%

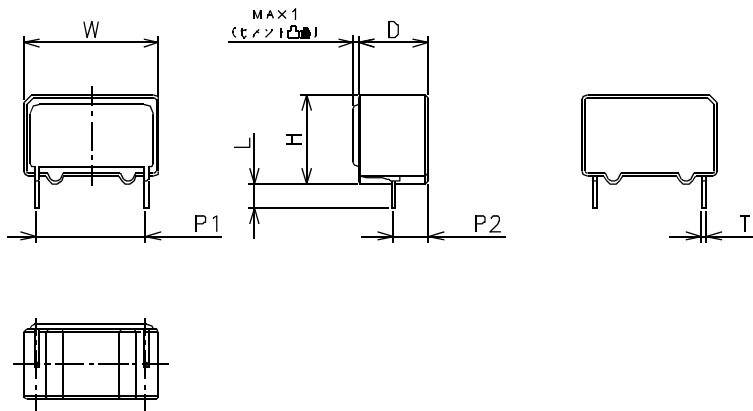
C - 耐溶剤性  
Solvent-Proof

【例】Example  
0.5 = R50  
100 = 101  
2k = 202

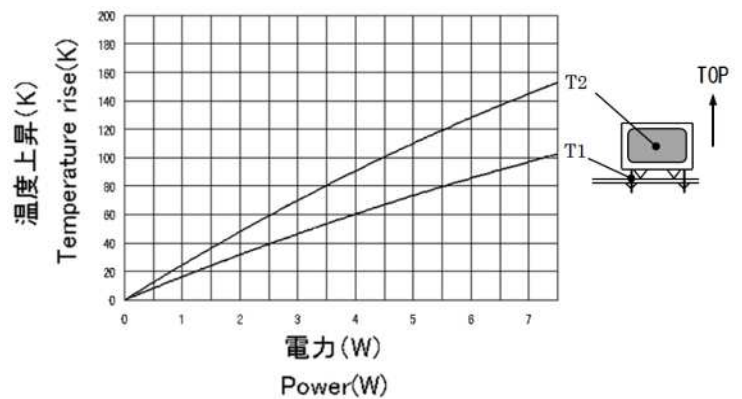
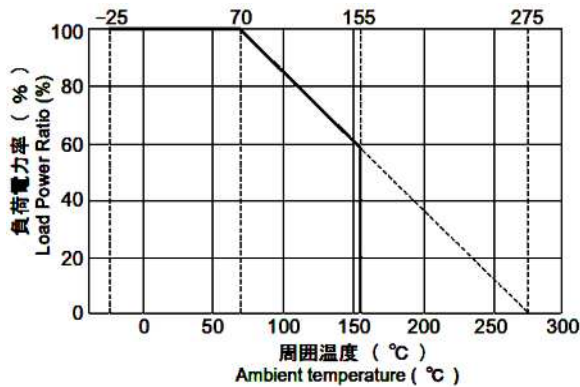
**CGG**

低背型高耐量プリチャージ用セメント抵抗器

Low Profile High with stand in-rush resistor for applications such precharge.



定格電力 Rated power (W)	寸法 (mm) Dimensions (mm)							抵抗値範囲 ( ) Resistance Range	RoHS
	H	W	D	T	P1	P2	L		
07	17 <sup>+0.5</sup> <sub>-1</sub>	26 <sup>+1</sup> <sub>-0.5</sub>	13.5 ± 0.5	0.8 ± 0.1	21 <sup>+2</sup> <sub>-1</sub>	6.75 ± 1	4.5 <sup>+2</sup> <sub>-1</sub>	0.4 ~ 1k	



CGG-O-140211-00-T