

品番構成法/Type descriptions

RQ
型式
Model

P
素子
Element

06
定格電力
Rated power

N
取付金具
Mounting
Metal fitting

1 0 M
公称抵抗値
Nominal Resistance

G
抵抗値許容差
Tolerance for
resistance

C
仕様規格
Standard spec.

P-帯線
Band-Wire

06 - 6w
08 - 8w

N - なし
Nil

初めの2桁は有効数字、
3桁目はそれに続くゼロの数、小数点はRで示す。
The first two digits are For an effective value
and The third digit denotes
The number of zeros following the former.
The decimal point is indicated by "R"
「例」Example
1m = 1M0
1.5m = 1M5
10m = 10M

G - ± 2%

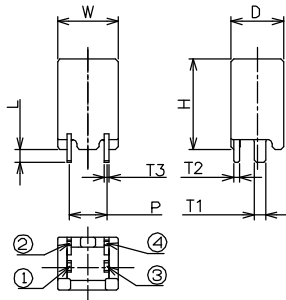
C - 耐溶性
Solvent-Proof

RQP

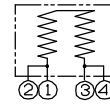
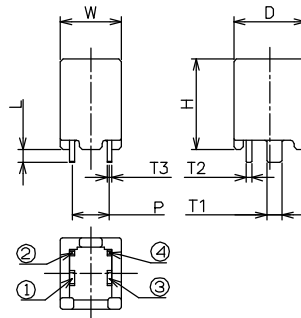
大電流・4端子・超低抵抗カレントセンサー

Large current, four terminals, and super low resistance current sensors

6W

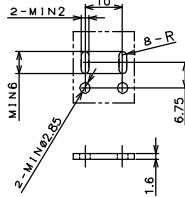
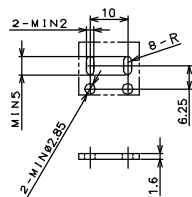


8W



① ③: 電流端子
② ④: 電圧端子
回路図

: Terminals for current
: Terminals for voltage



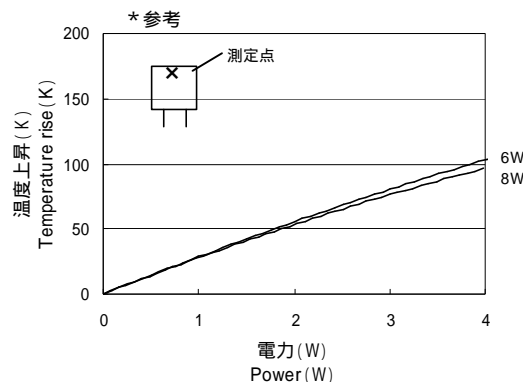
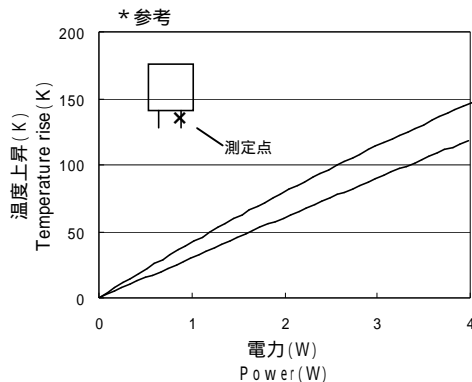
プリント基板穴推奨形状 参考図
Recommended shape of PBC

定格電力、寸法、抵抗値範囲、他
Rated power, Dimensions, Resistance range, etc.

定格電力 Rated power (W)	寸法 (mm) Dimensions (mm)								抵抗値範囲 () Resistance range	RoHS
	W	D	H	L	P	T1	T2	T3		
06	16.2 ± 0.5	14 ± 0.5	24 ± 0.5	3.5 ^{+0.8} / _{-0.5}	10 ^{+0.6} / ₋₁	3 ± 0.3	1.5 ± 0.2	1.2 ± 0.1	2 ~ 20M	
08	16.2 ± 0.5	19 ± 0.5	24 ± 0.5	3.5 ^{+0.8} / _{-0.5}	10 ^{+0.6} / ₋₁	4 ± 0.3	1.5 ± 0.2	1.2 ± 0.1	1 ~ 10M	

温度上昇(参考) Temperature rise(ref.)

注1) はRoHS対応、
N.B.1) :RoHS Compliant.



RQP-S-090209-01-T